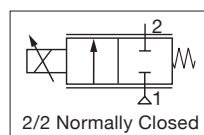


ASCO™ MINIATURE SOLENOID VALVES

PROPORTIONAL VALVES, PRECIFLOW 12.7 mm

- Preciflow solenoid valves are designed to proportionally control the flow of air and inert gases by varying the electrical input signal to the coil
- Low hysteresis (typ. < 5%), excellent repeatability (typ. < 1%), and high sensitivity (typ. < 0.1%) make these valves ideal for high precision flow control
- Compact frictionless architecture saves valuable space in analytical and medical instrumentation
- Valves do not require a minimum operating pressure, and are well-suited for vacuum operation
- Power consumption as low as 1 W to meet the most stringent instrument power requirements
- Meets all relevant CE directives, and is RoHS compliant
- Typical applications include:
 - Gas Chromatography
 - Mass Flow Controllers
 - Dental Equipment
 - Blood Pressure Monitoring



Fluids*	Temperature Range	Seal Materials*
Air, Oxygen, Inert Gas ¹	0 °C to 55 °C (32 °F to 131 °F)	FKM/FFKM

* Ensure that the compatibility of the materials in contact with the fluids is verified.

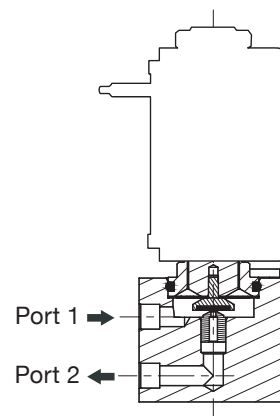
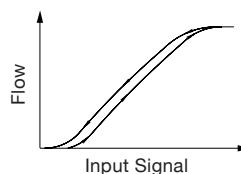
¹ Filtration: 5µm

General Valve Information

Body	Brass
Others	Stainless Steel

Electrical Characteristics

Coil Insulation Class	F
Connector	Lead Wires 24 AWG; L = 500mm (19.7in)
Electrical Safety	IEC 335
Electrical Enclosure Protection	IP50
Standard Voltages	6 VDC, 12 VDC, 24 VDC
Input Signal	0-6 VDC, 0-12 VDC, 0-24 VDC Pulse-width Modulation (> 1000Hz), Current control recommended
Flow Regulation Characteristics	Hysteresis typ. 5%; Repeatability typ. 1%; Sensitivity typ. 0.1%



Voltage	Max. Operating Current	Power Ratings			Ambient Temperature Ranges	
		Inrush	Holding	Hot/Cold		
V	mA	VA	VA	W	W	°C (°F)
6	170	-	-	-	1	0 to 55 (32 to 131)
	420				2.5	
12	85				1	
	210				2.5	
24	45				1	
	110				2.5	

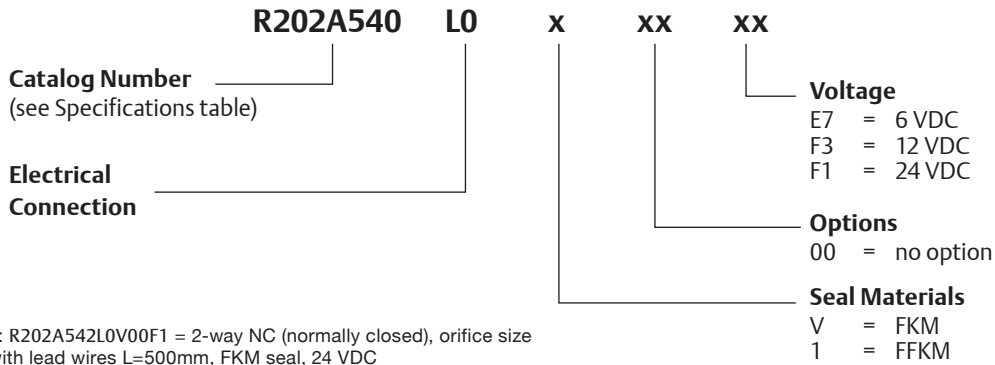
Specifications

Orifice Size	Flow Coefficient		Operating Pressure bar (psi)		Power Rating	Catalog Number
	mm (inches)	Kv (m3/h)	Cv	min.		
0.045 (0.0018)	0.00006	0.00007	-0.9 (-13)	10 (145)	1	R202A540L0xxxxx
0.07 (0.0023)	0.00012	0.00014	-0.9 (-13)	10 (145)	1	R202A541L0xxxxx
0.1 (0.0040)	0.0003	0.00035	-0.9 (-13)	10 (145)	1	R202A542L0xxxxx
0.2 (0.0079)	0.0012	0.0014	-0.9 (-13)	10 (145)	1	R202A543L0xxxxx
0.4 (0.0157)	0.0048	0.0055	-0.9 (-13)	10 (145)	2.5	R202A544L0xxxxx
0.6 (0.0236)	0.0096	0.0111	-0.9 (-13)	10 (145)	2.5	R202A545L0xxxxx
0.8 (0.0315)	0.018	0.0208	-0.9 (-13)	10 (145)	2.5	R202A546L0xxxxx

* Inlet or outlet filter available on request

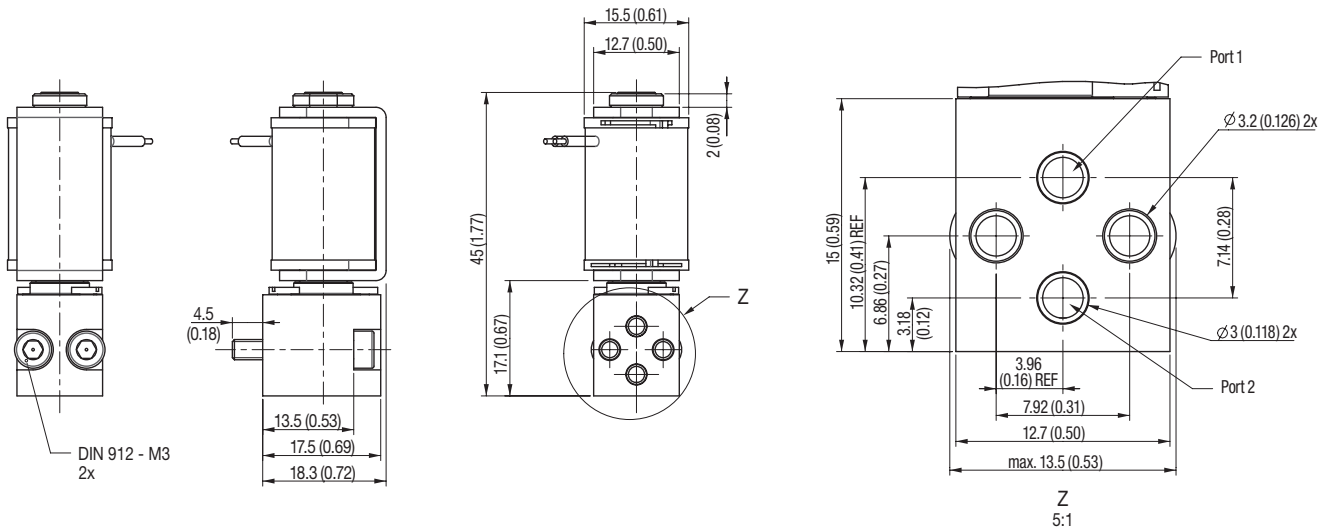
01062GB-2019-R01

How to Order



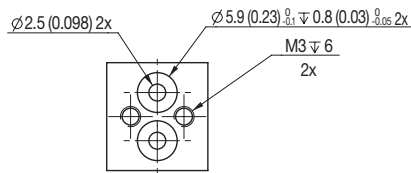
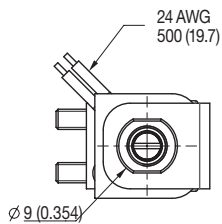
Ordering Example: R202A542L0V00F1 = 2-way NC (normally closed), orifice size 0.1mm (0.004in), with lead wires L=500mm, FKM seal, 24 VDC

Dimensions: mm (inches)

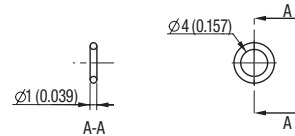


Mounting Pattern

Mounting Face (Proposal)



Sealing (optional)



Options

- Digital control module Control^D for DIN EN 50022 rail mounting (for more information see specifications on page 185)
- Other materials and voltages available on request
- Filter options available
- Low Temperature option available
- Sealing FKM: 514684-001, FFKM: 514684-002 (minimum order quantity required)
- Subbase with M5 connections and O-ring seals available:
 - 517973-001 --> Subbase with FKM O-rings
 - 517973-002 --> Subbase with FFKM O-Rings

Installation

- The solenoid valves can be mounted in any position without affecting operation
- Manifold and O-Rings not included